

Class of 2018 Senior Packet

UPCOMING MASON EVENTS:

Now-October 31: Senior TIES Goal of one application per student (see Flyer)

October 1: FAFSA opens

October 4: College Application Help Lab in LMC during WIN

October 4: Senior Parent Night presented by MHS Counselors & UofM Financial Aid office, 5:30-6:45pm

October 5: GVSU campus visit, permission slips due October 1

October 9: College Scavenger Hunt in TIES- win a prize

October 11: Fall Senior Workday

Week of October 12: MSU campus visit, permission slips coming soon

October 13: Senior TIES College Application contest ends (see flyer)

October 18: College Application Help Lab in LMC during WIN

October 18: Get on the Bus College Fair, 5:00-7:30 pm, pizza and trip to LCC with MHS Counselors; must turn in permission slip and register by October 16.

Week of October 26: CMU campus visit, permission slips coming soon

October 31: Recommended goal for college app **completion**. Plan ahead & know your college's deadline.

October-Spring: Scholarship searching. <https://www.michigan.gov/mistudentaid>;

www.collegeboard.org; <http://www.capitalareacan.org/financial-aid-and-scholarships>; counseling office

November 2: Senior Portrait deadline

December 2018- Complete LCC scholarship application

January 15: FAFSA Help Lab available during parent teacher conferences

February 1: Local scholarship applications available

Spring 2019: LCC fieldtrip for placement testing, tour, and advising

May 1: Commitment to attend college = deposits due

May 2019: Decision Day, seniors celebrate post high school plans
 Senior Honors Night 7pm
 Picnic in the parking lot (all students/lunch)
 Commencement rehearsal
 Senior Baccalaureate

June 2: Commencement, 3pm

June 7: Use parchment to request final transcript to your college.

PLEASE MAKE AN APPOINTMENT WITH YOUR COUNSELOR IF YOU HAVE QUESTIONS

Sarah Williams A-G

williamss@masonk12.net

Mary Hunter H-O

hunterm@masonk12.net

Kathleen Oakes P-Z

oakesk@masonk12.net

College Application Basics

- 1. Explore colleges
- 2. Complete online application (make sure you have all pieces including letters of rec and essays if necessary)
- 3. Send Test Scores
- 4. Send Transcript
- 5. Complete FAFSA/Get FSA ID (Get SAR back in March to help make college decision)
- 6. Search for Scholarships
- 7. Make college choice-send in deposit and sign up for housing and orientation/accept or decline aid
- 8. Send Final Transcript

October 2018

Monday	Tuesday	Wednesday	Thursday	Friday
1 Picture Retake Day	2 Calvin College 9:55	3 College Month Kick-Off in TIES	4 Senior Parent Night/ Financial Aid Night 5:30-6:45 PM WIN College APP Help LMC	5 Grand Valley Fieldtrip: Permission slip required. 40 slots available. 8:30-2:00 PM
8	9 Michigan State 11:37	10 Marines 10:10	11 Eastern Michigan Univ 11:37	12
15	16	17 Ferris State University 10:45 University of Michigan 10:45	18	19
22	23	24 Aquinas College 10:45	25 Aquinas College 11:37 Defiance College 11:37	26
29	30 Michigan Tech 11:37	31		

COLLEGE ADMISSIONS REQUIREMENTS AND COSTS -- 2017-2018.

Colleges Consider Academic Factors (GPA, ACT/SAT, Rigor) and Nonacademic Factors (Leadership, Recommendations, Interest in the College, Special Talent and Diversity) 5/1/17.

MICHIGAN	Min. HS GPA	ACT %ile	New SAT	Status	Conf.	Size	*Annual Cost		4 Year Grad.	Transfer GPA
							25-75	25-75		
1. UMich-Ann Arbor	3.9	29-34	1280	Publ	Big 10	42,853	\$28,776	76%	3.0	3.0
2. Hillsdale C	3.7	27-31	1210	Priv	GLIC	1490	\$38,678	70%	3.3	3.3
3. Kalamazoo C	3.6	26-30**	1170	Priv	MIAA	1443	\$57,764	74%	3.0	3.0
4. Michigan Tech U	3.4	24-29	1090	Publ	GLIC	7099	\$29,362	29%	2.8	2.8
5. Michigan State U	3.4	24-30	1090	Publ	Big 10	50,081	\$27,618	53%	3.0	3.0
6. Hope C	3.4	24-29	1090	Priv	MIAA	3455	\$42,910	67%	2.5	2.5
7. Calvin C	3.3	23-29	1060	Priv	MIAA	3993	\$46,732	60%	2.5	2.5
8. Albion C	3.2	22-27	1020	Priv	MIAA	1376	\$55,256	62%	2.0	2.0
9. U. of Detroit-Mercy	3.2	22-27	1020	Priv	MIAA	4944	\$55,301	35%	2.0	2.0
10. Lawrence Tech U	3.2	22-28	1020	Priv	MIAA	4015	\$48,133	20%	2.2	2.2
11. UMich-Dearborn	3.1	21-27	980	Publ	MIAA	8923	\$25,235	18%	2.5	2.5
12. Alma C	3.1	21-27	980	Priv	MIAA	1396	\$51,207	50%	2.5	2.5
13. Grand Valley St. U	3.1	21-26	980	Publ	GLIC	25,994	\$23,618	31%	2.5	2.5
14. Aquinas C	3.1	21-26	980	Priv	MIAA	1933	\$42,365	50%	2.0	2.0
15. Kettering U	3.0	22-29	940	Priv	MIAA	2079	\$57,964	10%	3.0	3.0
16. Andrews U	3.0	20-27	940	Priv	MIAA	3418	\$40,029	34%	2.3	2.3
17. Oakland U	3.0	20-26**	940	Publ	GLIC	20,519	\$23,919	15%	2.5	2.5
18. Wayne State U	3.0	20-26	940	Publ	GLIC	27,578	\$26,420	10%	2.5	2.5
19. Cornerstone U	3.0	20-25	940	Priv	MIAA	2770	\$40,505	24%	2.0	2.0
20. Central Mich. U	3.0	20-25	940	Publ	MAC	26,879	\$24,318	20%	2.3	2.3
21. Madonna U	3.0	20-26	940	Priv	MIAA	3947	\$33,532	21%	2.0	2.0
22. Spring Arbor U	3.0	20-25	940	Priv	MIAA	3733	\$39,185	31%	2.0	2.0
23. Eastern Mich. U	2.9	19-25	900	Publ	MAC	22,401	\$23,713	12%	2.0	2.0
24. Western Mich. U	2.9	19-25	900	Publ	MAC	23,914	\$24,982	24%	2.0	2.0
25. Saginaw Valley St. U	2.9	19-25	900	Publ	GLIC	9829	\$21,482	10%	2.0	2.0
26. Adrian C	2.9	19-24	900	Priv	MIAA	1641	\$51,884	48%	2.0	2.0
27. Northern Mich. U	2.9	19-24	900	Publ	GLIC	8781	\$22,603	18%	2.0	2.0
28. Ferris State U	2.9	19-24	900	Publ	GLIC	14,600	\$23,804	25%	2.0	2.0
29. Northwood U	2.9	19-24	900	Priv	GLIC	3131	\$40,050	40%	2.0	2.0
30. Coll for Creative St	2.8	18-25	860	Priv	MIAA	1459	\$57,394	29%	2.0	2.0
31. UMich-Flint	2.8	18-24**	860	Publ	MIAA	8574	\$25,041	10%	2.4	2.4
32. Lake Superior St.	2.5	20-25	940	Publ	MIAA	2407	\$23,944	16%	2.0	2.0
33. Siena Heights U	2.5	19-25**	900	Priv	MIAA	2642	\$38,209	15%	2.0	2.0
34. Concordia U	2.5	19-25	900	Priv	MIAA	829	\$42,923	23%	2.0	2.0
35. Kendall Coll of Art	2.5	17-25**	810	Priv	MIAA	1284	\$31,543	20%	2.0	2.0
36. Davenport U	2.5	15-21**	710	Priv	MIAA	6331	\$34,494	10%	2.0	2.0
37. Olivet C	2.0	15-23	710	Priv	MIAA	1058	\$39,445	27%	2.0	2.0
38. Marygrove C	2.0	14-20	660	Priv	MIAA	492	\$33,731	25%	2.0	2.0

**Annual Cost* includes Tuition and Fees, Room and Board, Books, Transportation and Miscellaneous Expenses for one year.

4 Year Grad. --- % of Students Who Graduate in 4 Years. Public Colleges = 31% (Nationally). Private Colleges = 52% (Nationally)

** Does NOT use the ACT or SAT for Admission, Fairtest - www.fairtest.org

Resources: College Admissions Officers, College Board (<http://bigfuture.collegeboard.com>), NCES (<http://nces.ed.gov/collegenavigator>).

Frank Bernier, Ph.D.







































College Planning Consultant

fbernier101@gmail.com

Colleges in Michigan: GPA & SAT Tiers

GPA Averages of college freshman class based on information found on institutions' websites. Average SAT is estimated based on ACT information on institutions' websites and converted through The College Board's concordance chart. To verify information is accurate, contact the admissions office.

Michigan College Average Requirements Worksheet

*Open Admissions	Avg. GPA 2.5-2.8 Avg. SAT 860-1010	2.8-3.2 940-1120	3.3-3.5 1060-1230	3.5-3.8 1130-1380	3.8-4.0 1350-1600
<div data-bbox="71 548 349 663" style="border: 1px solid black; padding: 5px;"> Community Colleges No minimum GPA & ACT requirements. </div> <ul style="list-style-type: none"> • Alpena CC • Baker College • Bay College • Delta College • Glen Oaks CC • Gogebic CC • Grand Rapids CC • Henry Ford CC • Jackson CC • Kalamazoo Valley CC • Kellogg CC • Kirtland CC • Lake Michigan College • Lansing CC • Macomb CC • Mid-Michigan CC • Monroe County CC • Mott CC • Muskegon CC • North Central Michigan College • Northwestern Michigan College • Oakland CC • Schoolcraft College • Southwestern Michigan College • St. Clair County CC • Washtenaw CC • Wayne County CC • West Shore CC 	    	            	         	      	  

Senior Checklist

Prior to Filling out an Application...

- ✓ **Explore Postsecondary Schools**
 - Visit www.collegegreenlight.com or www.michigan.gov/missg to explore and compare colleges in Michigan and across the country. You can create an account for results tailored to your strengths and interests, or you can dive right in to searching for colleges for a broad overview of each school that interests you. You can also read reviews about each college from current or former students, get a tuition estimate, and determine how well-matched you are to a particular college.

- ✓ **Save your Favorite Schools**
 - Make a note of the schools that stand out to you. Use a Word or Excel document, or even a notebook – just make sure you know where to find your list! Once you start identifying schools, you should make sure you are familiar with all of their deadlines and requirements.

- ✓ **Find out the Application Deadline(s)**
 - While you are researching colleges, find out which deadlines, if any, campuses have for applications. This information can be found on the college's website or on the document MCAN provides at www.micollegeaccess.org/statewide-initiatives/college-application-week. Some schools will not accept applications after a certain date, so if you have a favorite school, make sure to find out early in your search the application schedule.


- ✓ **Identify Application Fee(s)**
 - Many colleges require an application fee when you submit an online application. You can find this information on the document MCAN provides at www.micollegeaccess.org/statewide-initiatives/college-application-week. Unless you have a fee waiver from your school counselor, you need to be prepared to enter a credit/debit card number or mail a check once you complete your online application. If you think you may be eligible for an application fee waiver contact your high school counselor.

- ✓ **What if you are required to submit an admission essay or personal statement?**
 - Make sure you write your essay before the event! Bring your essay(s) with you preloaded on a disc or flash/jump drive you can use to copy and paste into your online application. Make sure you have a hard copy as well for back-up. You will be able to upload your essay file or copy and paste it during the online application session. Visit <https://bigfuture.collegeboard.org/get-in/essays> for tips on writing an essay.

- ✓ **Read the Introduction and Instructions Page on the Online Application.**
 - Take your time and read the introductions and instructions of each college's online application carefully. Every college has different requirements and instructions for applicants. The introduction page will offer helpful hints to guide you through the process specific to each college and keep you informed every step of the way.

After filling out an application...

- ✓ **Make sure your application fee has been paid.** If you completed an online application, you likely paid your application fee using a credit card before you could submit the application. If you submitted a paper application, make sure you sent in a check to cover your application fee. Some schools don't require an application fee, so keep track of this while you are applying.
- ✓ **Make sure your transcripts have been sent.** Follow up with the colleges where you have applied to ensure they received your transcript and all the necessary documents that went along with your application. Mason High School uses www.Parchment.com to send transcripts. Students can request transcripts from the Mason High School Counseling page <http://mhscounseling.weebly.com/> under Transcript Requests. Test scores are currently not on transcripts. These must be sent from the testing agency. Michigan State and U of M do not accept scores on one's transcript. Check with your school if you are not sure if the school will accept scores on transcripts as official scores.
- ✓ **Create an FSA ID.** Students and parents will need separate FSA IDs. Do this early and write down ID and password – you'll need them every year you apply!
 - You will need to provide your email address, a unique username, password, as well as your birthday, Social Security Number, and other contact information.
- ✓ **Complete the Free Application for Federal Student Aid (FAFSA).** You CAN afford to go to college – fill out the FAFSA to unlock thousands of dollars in grants and loans. In Michigan, the deadline to receive state aid is March 1, so get your application in early. Go to fafsa.ed.gov to fill out your application. **STUDENTS CAN COMPLETE THE FAFSA BEGINNING OCTOBER 1!**
- ✓ **Apply for scholarships.** There are thousands of scholarship dollars available, based on both need and merit. Check the website of the college, make a profile on www.fastweb.com, listen for announcements, and complete the local scholarship application in February. Check in with the counseling office every couple weeks to see if new scholarships are available. They are found on the back wall. www.michigan.go/missg also has a scholarship search as well as www.capitalareacan.org/financial-aid-and-scholarships.
- ✓ **Accept an admission offer.** Schools have a deadline, usually around May 1, by which you need to confirm you are attending. Once you start getting offer letters, research each school's deadline and make sure you confirm your attendance in time.
- ✓ **Figure out next steps for the summer.** Aside from buying books and dorm decorations, you will likely need to take placement exams and attend orientation. Make sure you know your college's placement exam and orientation schedules, and SIGN UP EARLY. You'll be scheduling courses at orientation, and you want to make sure you get the first choice!
- ✓ **Have a wonderful first day of college and a wonderful semester!**



COLLEGE ADMISSIONS CRITERIA – RANKED BY IMPORTANCE
Annual Survey of College Admissions Officers

	Considerable Importance	Moderate Importance	Limited Importance	No Importance
College Prep Classes (Grades and Rigor)	78%	11%	4%	7%
Admission Test Scores	61%	26%	7%	6%
Grades in All Classes	54%	31%	8%	7%
Class Rank	33%	35%	19%	13%
Essay/Personal Statement	23%	35%	20%	22%
Leadership Skills	19%	36%	24%	21%
Special Talents and Traits	18%	42%	21%	19%
Teacher Recommendation	17%	42%	27%	14%
Counselor Recommendation	16%	40%	28%	16%
Depth of Interest in the College	12%	43%	32%	13%
Work/Extra-Curricular Activities	9%	37%	33%	21%
Admissions Interview	7%	27%	29%	35%
Community Service	5%	39%	39%	17%
Legacy (Relatives are Alumni)	4%	30%	32%	34%

Source: The National Association of College Admission Counselors (NACAC)

For further information, please contact:

Frank Bernier, Ph.D.; College Planning Consultant
 2107 Riverwood Drive
 Okemos, Michigan 48864
 517/349-6899

Additional Resources

College Exploration

College Board. www.bigfuture.collegeboard.org

College and Financial Aid: www.michigan.gov/missg

National Center for Educational Statistics. College Navigator. www.nces.ed.gov/ipeds

A to Z Colleges. Matches majors with colleges. www.a2zcolleges.com/majors

1st Financial Bank. www.collegedata.com

College Express. www.collegeexpress.com

Super Match. http://collegeconfidential.com/college_search/

Center for Global Education. Links to worldwide colleges. www.globaled.us

Career Exploration

O*Net. www.onetonline.org Career and job search based on abilities, interests, and work experiences.

Occupational Outlook Handbook <https://www.bls.gov/ooh/> Information on all known occupations.

Career Cruising. www.careercruising.com username: mason pw: bulldogs

Careerlink Inventory. www.mpcfaculty.net/CL/climain.htm

Summer Camps. www.mysummercamps.com

College Admission

NCAA Divisions 1, 2 and 3 Eligibility Requirements. www.ncaa.org

NAIA Division 3 Eligibility Center. www.playnaia.org

Michigan Association of Collegiate Registrars. <https://www.macrao.org> (links to all MI colleges)

Scholarship Search

www.scholarships.com

www.AIE.org

www.collegedata.com

www.thepennyhoarder.com

www.fastweb.com

Cappex.com

www.myscholly.com

www.zinch.com

Financial Aid

Darvis, R., "How to Survive the High Cost of College". A free 32 page on-line guide with 153 clear college funding and Expected Family Contribution (EFC) reduction strategies. For all income levels.

Savingforcollege.com, "Your Guide to Saving for College". www.savingforcollege.com

Completing the FAFSA financial aid application. www.fafsa.ed.gov

Common Errors Made on the FAFSA. www.finaid.org/fafsa/errors.phtml

Completing the CSS Profile financial aid application. <https://profileonline.collegeboard.com>

Loans -- Types, Repayment and Forgiveness. www.finaid.org/loans

Quick Start Guide

CREATE A PARCHMENT ACCOUNT AND ORDER YOUR TRANSCRIPT

For easy access to
Parchment, go to
[http://mhscounseling.
weebly.com](http://mhscounseling.weebly.com)

Choose "transcript
requests" on the left.

CREATE A PARCHMENT ACCOUNT

1. Go to the Sign up page, and fill in the fields.

- If you select that you are interested in colleges/scholarship programs discovering you, you will be asked to enter information about your academic history.

Yes, I am interested in colleges and scholarship programs discovering me through Parchment
 No, I do not want to be discovered by colleges and scholarship programs looking for students like me

2. Click **Start** by adding a school or organization you attended.

3. Enter the name of the school you attend(ed) in the search box and click **Search**.

4. When your school appears, click **Add** and then fill in the fields on the **Add Enrollment Information** page.





If you received an email from your school with a link in it, or a handout with a code, follow the instructions in the email or handout to register. Or if your school's website has a link to Parchment on it, use that link because you may be able to register in fewer steps.

ORDER YOUR TRANSCRIPT

1. Sign in to your account.

2. Click **Order** under the name of your school.

3. You will see two destination options. If you are sending your transcript to a school, select the option on the left. If you are sending it to yourself or to another individual, select the option on the right:

	OR	
An Academic Organization, Admissions Office, Business, or Other Organization.		Yourself or Another Individual

If you select the option on the left, you will be presented with a search box where you will search for the destination. If the destination that you are sending your transcript to does not appear, click **Enter Your Own** to manually enter the destination.

Enter Your Own

4. Continue filling in the fields to place your order. Information on the next page tells you more about the options that you will see here.
5. On the **Provide Consent** page you (or your parent/guardian) authorizes Parchment to release your transcript from your school once we receive the transcript. You can sign with your mouse or finger.
6. Finally, you will make a payment (we accept Visa, Mastercard, Discover, and American Express), and you can then begin to track your order.

IMPORTANT THINGS TO NOTE

Remember that your school has your transcript. If you track your order and see **Order submitted to school** as your order status, please contact your school if you are concerned about a delay in processing your order.

ELECTRONIC AND PAPER TRANSCRIPTS

Sending and receiving electronic transcripts is fast, easy, and secure, but we know that there may be times when you need to send paper transcripts. Since some schools in the Parchment network may only want to receive electronic transcripts, you may not be presented with a choice of delivery methods.



For electronic transcripts, the recipient will either receive an email with a link in it to access your transcript, or, if the recipient is a school that is part of our Parchment network, the electronic transcript will land in their Parchment account.



For paper transcripts, you have the option to send your transcript by USPS mail or overnight delivery. We use FedEx for overnight delivery. FedEx does not deliver on Saturdays and Sundays. Remember that your school must approve and process your order before we can send your transcript, so if you select overnight delivery, your transcript may not be delivered the next day if there is a delay with your school processing your order.

SEND YOUR TRANSCRIPT NOW OR WAIT UNTIL YOUR NEXT GRADES ARE ON IT

During your order, you will be presented with a drop-down menu where you can select if you want to wait until your next grades are in before sending your transcript.

<p>When do you want this sent?</p> <p><input checked="" type="checkbox"/> Send Now</p> <p><input type="checkbox"/> Hold for Grades</p>
--


TRACK YOUR ORDER

Visit our help topic [Track your order](#) for full details on tracking your transcript. It includes troubleshooting information too if your transcript has not been received.

NEED MORE HELP?

Visit our [Help Center](#) if you need any help along the way. We have help topics and videos, and you can submit a support ticket to contact us.

SENIOR TIMELINE



August

APPLY TO LCC

September

- Many students apply in October: **College Application Month.**
- Students will need a SSN to apply to the college. (If they don't have one, let us know & we can work with them.)
- After applying, students will receive their student number & can activate their myLCC account.
- Students can also fill out the FAFSA during this time.

October

November

APPLY FOR SCHOLARSHIPS

December

- The scholarship application typically comes out in November/December and is due February/March.
- To apply, students must have applied to LCC & activated their account.
- The scholarship application is for the upcoming academic year.

January

ESTABLISH LEVELS

February

- Students will need to establish levels in reading, writing, & math. These levels are used to determine which classes they will take.
- Students may be able to establish levels with SAT/ACT scores, placement testing, and (new this year) High School GPA*.
- *half of senior year must be completed to submit H.S. transcript

March

April

ATTEND ORIENTATION & REGISTER FOR CLASSES

May

- Fall registration begins: April 30th for new students.
- Students can attend orientation starting April 30th. Remember: The earlier they complete orientation, the sooner they can register for classes!
- Fall semester anticipated start date: August 22.

June

July

These steps + more information
can be found at:

August

www.lcc.edu/getstarted

